

march for babies online fundraising guide



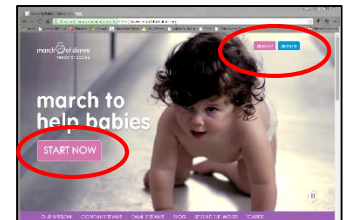
We remember you!

If you have participated before, sign in from the top right-hand corner on marchforbabies.org and you're ready to join your team.

1. Find your team

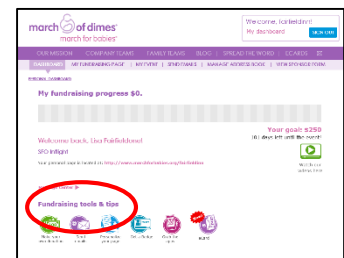
If you were sent a link to your team's page, simply click it and join the team.

If not, click **START NOW** from the marchforbabies.org home page.



2. Create your profile

Fill out the fields, choose "join a team" then search for your team and click "join" from the list of teams.

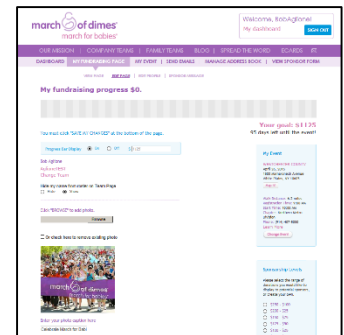


3. Donate to yourself first

Show everyone your commitment to raising money for stronger, healthier babies.

4. Customize your page

Click the "my dashboard" link from the donation screen. Then click "personalize your page" to edit your page.



5. Send out emails

Click "send emails" from your dashboard. Import or type in your email addresses and compose your message. Come back to send follow-up and thank you emails.

6. Track your progress

When you receive a donation, we will send you an email. Visit your dashboard regularly to check on your progress.

Fundraising tools & tips



Make your own donation



Send emails



Personalize your page



Get a Badge



Grab the apps



eCard

7. Get the app and go mobile!

Download the app for your [iPhone](#) or [Android](#) device.

get started today at marchforbabies.org