

# Fundraising online

If you've participated before, [SIGN IN](#) from the top right-hand corner on [marchforbabies.org](#)

## 1 Create your profile

Fill out the fields and click "submit." We'll send you an email confirmation and your login information, so it's a good idea to print or save it.

**Sign up!** Already participated before? [SIGN IN](#)

Please choose one below.

☐ Join a team. [?](#)  
☐ Start a team. [?](#)  
☐ Walk as an individual. [?](#)

**Sign up with your social account.** [?](#)

**Or, fill out the information directly.**

First name\*  Last name\*   
 Email address\*  Confirm your email address\*

## 2 Set your goal

Review your event location and set your fundraising goal.

**My personal fundraising goal:**

\$250 [?](#)

**March for Babies Incentives**

Early Bird! \$50 online by 2/28/17	\$50
Official March for Babies event t-shirt	\$100
March of Dimes tumbler or carry all tote + event	\$250
March of Dimes cooler or hooded t-shirt + event	\$500
Champion for Babies hat + 1/4 zip pullover OR polo	\$1,000
Champion for Babies hat + backpack OR rain jacket	\$2,500
Champion for Babies hat + sports chair OR jacket	\$5,000
Champion for Babies hat + rolling suitcase OR wago	\$10,000

[How we help](#) We help moms have fun something goes wrong, we offer info the problems that threaten our babies  
[CONTACT](#)  
 © 2017 March of Dimes Foundation  
[Privacy, terms and notices](#)

[Explore](#)  
 • History  
 • Premature birth  
 • News  
 • Global Programs

[Local](#)  
 • Local programs

## 3 Make your donation

Start fundraising by making a donation to yourself. This will inspire friends and family to give as well as get you closer to reaching your goal!

☒ Sign up
 ☒ Review event
 ☒ Go fundraise!

**Get started with your own donation!**

**Your fundraising so far: \$0 | Your goal is: \$250**

Make a personal donation now to show your commitment to helping give a fighting chance for every baby!

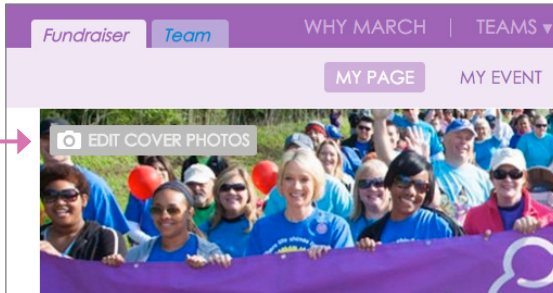
Or, [personalize your page](#)

## 4 Customize your page

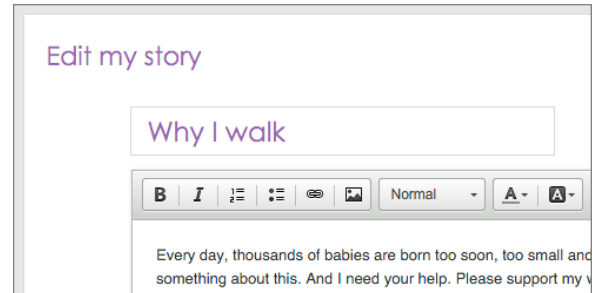
Make all the changes to your page right on your **fundraiser tab**.



**Add your photo** by clicking on the camera in the upper left corner of your cover photo.




Tell everyone why you're walking in the **"edit my story"** section and hit save.

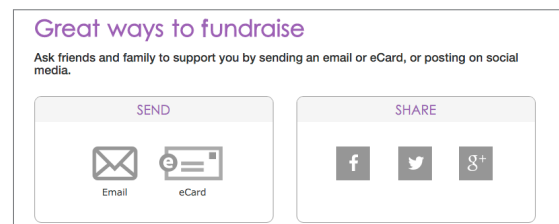


## 5 Ask for donations

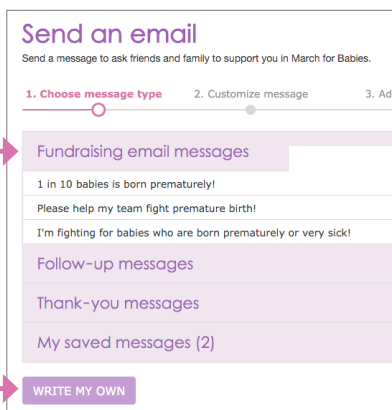
**a.** Under **"fundraise"** in the navigation bar, click **"ask for donation."**



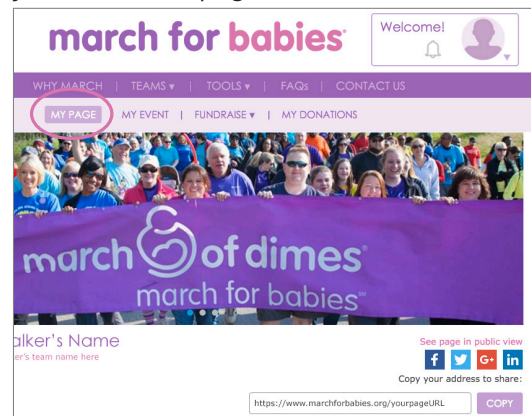
**b.** Send emails, ecards or share on social websites.



**c.** Choose one of our message templates or compose your own. Come back to send follow-up and thank-you emails.



**d.** If you use your own email program, be sure your message includes the **link to your personal page**, which can be found under the cover photo on your fundraiser page.



## 6 Track your progress

When you receive a donation, we will send you an email. Visit your fundraiser page and click **"My donations"** in the navigation bar. Print this form and bring it with you to the walk.

