

Fundraising online

If you've participated before, [SIGN IN](#) from the top right-hand corner on [marchforbabies.org](#)

1 Create your profile

Fill out the fields and click "submit." We'll send you an email confirmation and your login information, so it's a good idea to print or save it.

Sign up! Already participated before? [SIGN IN](#)

Please choose one below.

☐ Join a team. [?](#)
☐ Start a team. [?](#)
☐ Walk as an individual. [?](#)

Sign up with your social account. [?](#)

Or, fill out the information directly.

First name* Last name*
Email address* Confirm your email address*

2 Set your goal

Review your event location and set your fundraising goal.

My personal fundraising goal:

\$250 [?](#)

March for Babies incentives

Early Bird! \$50 online by 2/28/17	\$50
Official March for Babies event t-shirt	\$100
March of Dimes tumbler or carry all tote + event	\$250
March of Dimes cooler or hooded t-shirt + event	\$500
Champion for Babies hat + 1/4 zip pullover OR polo	\$1,000
Champion for Babies hat + backpack OR rain jacket	\$2,500
Champion for Babies hat + sports chair OR jacket	\$5,000
Champion for Babies hat + rolling suitcase OR wago	\$10,000

Map data ©2017 Google Terms of Use Report a map error

Explore
• History
• Premature birth
• News
• Global Programs

Local
• Local programs

How we help We help moms have fun something goes wrong, we offer info the problems that threaten our babies

© 2017 March of Dimes Foundation
Privacy, terms and notices

3 Make your donation

Start fundraising by making a donation to yourself. This will inspire friends and family to give as well as get you closer to reaching your goal!

☒ Sign up
☒ Review event
☒ Go fundraise!

Get started with your own donation!

Your fundraising so far: \$0 | Your goal is: \$250

Make a personal donation now to show your commitment to helping give a fighting chance for every baby!

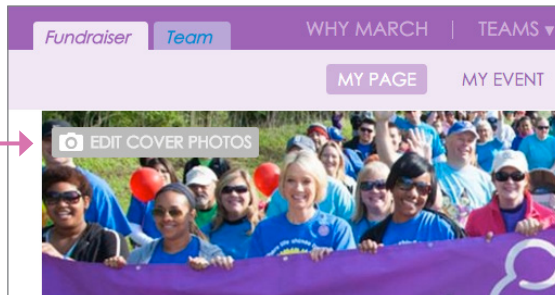
Or, personalize your page

4 Customize your page

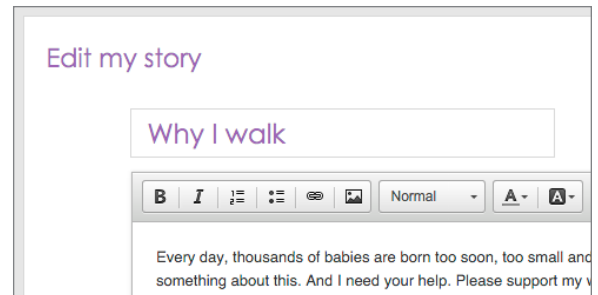
Make all the changes to your page right on your **fundraiser tab**.



Add your photo by clicking on the camera in the upper left corner of your cover photo.




Tell everyone why you're walking in the **"edit my story"** section and hit save.

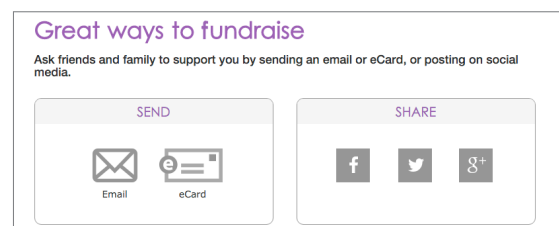


5 Ask for donations

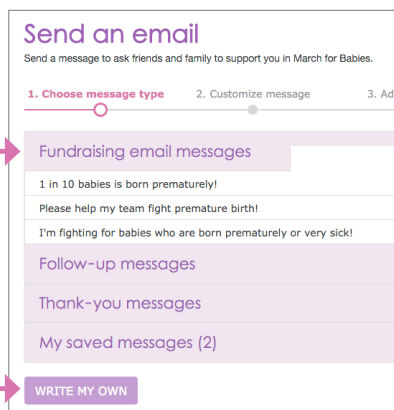
a. Under **"fundraise"** in the navigation bar, click **"ask for donation."**



b. Send emails, ecards or share on social websites.



c. Choose one of our message templates or compose your own. Come back to send follow-up and thank-you emails.



d. If you use your own email program, be sure your message includes the **link to your personal page**, which can be found under the cover photo on your fundraiser page.



6 Track your progress

When you receive a donation, we will send you an email. Visit your fundraiser page and click **"My donations"** in the navigation bar. Print this form and bring it with you to the walk.

